

4

3

2

1

REVISIONS

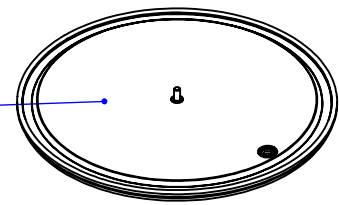
ZONE	REV.	DESCRIPTION	DATE	REV. BY
------	------	-------------	------	---------

6 INLET SEAL

4 SUPPLY HOSE

2 OUTLET HOSE

7



CONTROLLER

HANDLE

3

1

PENDANT

5

Replacement Parts:

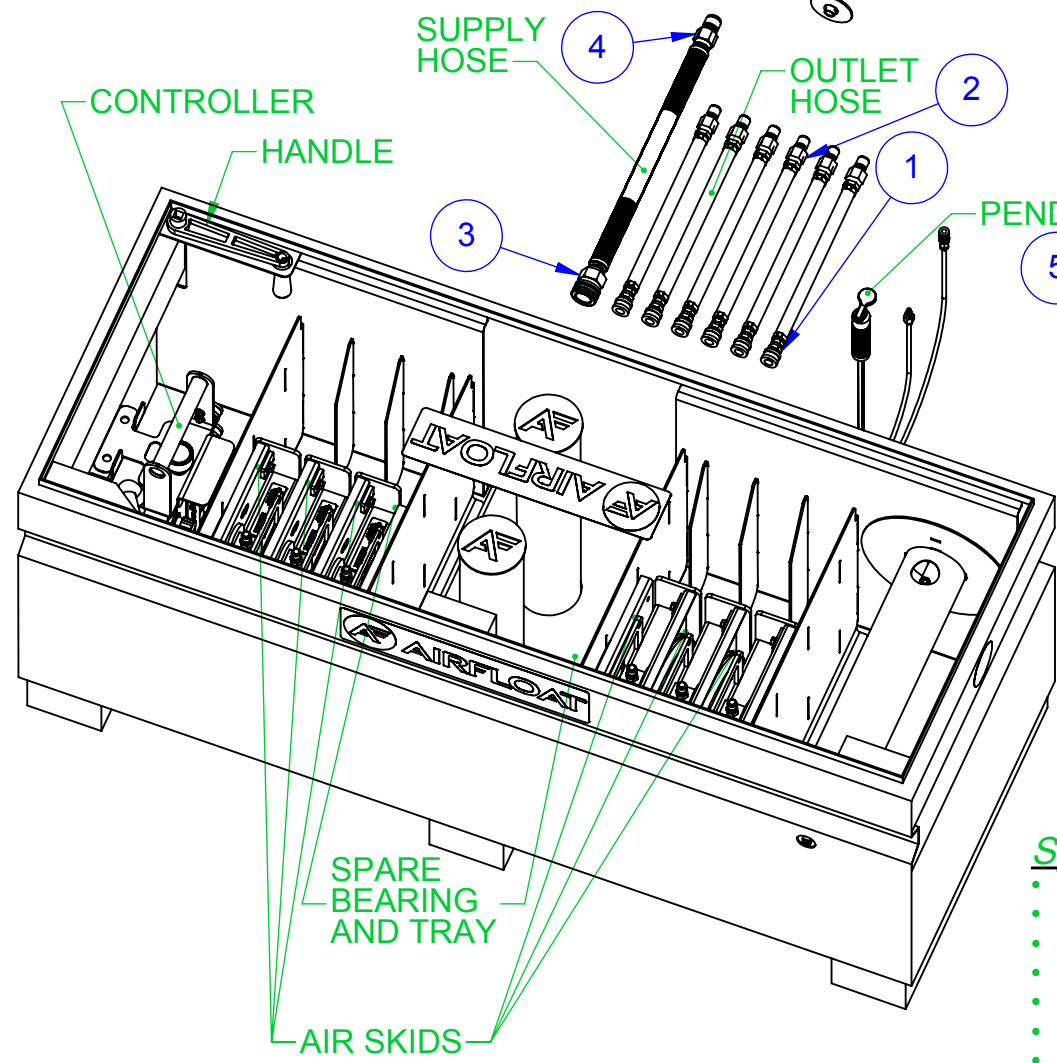
- 1 (QDAFS0638FS) 3/8" QD FEMALE SOCKET
- 2 (QDAFS0850FP) 1/2" QD FEMALE PLUG
- 3 (QDAFS1275FS) 3/4" QD FEMALE SOCKET
- 4 (QDAFS1275FP) 3/4" QD FEMALE PLUG
- 5 (PEN0057) - PENDANT
- 6 (INS0001-3) - REPLACEMENT INLET SEALS
- 7 (H-0020) AIR BEARING(W/O TRAY)

Contents:

- (6) AF01012A-1 AIR SKIDS
- (2) K12-0013 SPARE AIR BEARING & TRAY ASSEMBLIES
- (1) AF5017/AF5018 CONTROLLER & PENDANT
- (6) AF5105 OUTLET HOSES
- (1) AHA0083 SUPPLY HOSE (3/4" DIA.)
- (1) ASY0432 HANDLE

Specifications:

- SYSTEM CAPACITY: 18,000 LBS (8,180 KG)
- SKID SIZE: 13-1/4" X 13-1/4" X 3" (337mm x 337mm x76mm)
- OVERALL SIZE: 60" X 24" X 28-1/4"
- SKID AIR INLET: 3/8" NPT
- AIR BEARING LIFT: 1/4" (6.4mm)
- AIR BEARING: H-0012 12" (305mm)
- AIR FLOW: 66 SCFM (31 L/s) (DEPENDING ON FLOORS)



UNLESS OTHERWISE SPECIFIED DIMENSIONS ARE IN INCHES TOLERANCES ARE:

FRACTIONS: ± 1/16
 DECIMALS: .XX ± .03
 ANGULAR: ± 1°
 .XXX ± .010

DO NOT SCALE DRAWINGS

WORK ORDER #		ROUTING	
		A	
DRAWN	MLT	11/4/15	
THIS DRAWING CONTAINS INFORMATION PROPRIETARY TO ALIGN PRODUCTION SYSTEMS LLC AND SHALL NOT BE DISCLOSED FOR ANY PURPOSE NOR USED FOR MANUFACTURING PURPOSES WITHOUT THE WRITTEN PERMISSION OF ALIGN PRODUCTION SYSTEMS LLC.			
TOTAL WT.	SHEET	SIZE	SCALE
505.45 lbs	1 OF 1	A	1:8

		2230 Brush College Rd Decatur, IL 62526 www.alignproductionssystem.com sales@alignprod.com Phone: 217.423.6001	
		TITLE RIGGER BOX - (6)12" AIR SKIDS WITH CONTROLLER AND HOSES	
DRAWING NO.		REV.	
C18-0006 SALES		--06	

4

3

2

1

D

D

C

C

B

B

A

A

4

3

2

1

REVISIONS

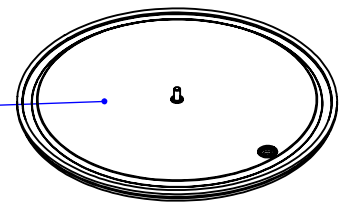
ZONE	REV.	DESCRIPTION	DATE	REV. BY
------	------	-------------	------	---------

6 INLET SEAL

4 SUPPLY HOSE

2 OUTLET HOSE

7



CONTROLLER

HANDLE

3

1

PENDANT

5

Replacement Parts:

- 1 (QDAFS0638FS) 3/8" QD FEMALE SOCKET
- 2 (QDAFS0850FP) 1/2" QD FEMALE PLUG
- 3 (QDAFS1275FS) 3/4" QD FEMALE SOCKET
- 4 (QDAFS1275FP) 3/4" QD FEMALE PLUG
- 5 (PEN0057) - PENDANT
- 6 (INS0001-3) - REPLACEMENT INLET SEALS
- 7 (H-0017) AIR BEARING(W/O TRAY)

Contents:

- (6) AF01017A-1 AIR SKIDS
- (2) K17-0009 SPARE AIR BEARING & TRAY ASSEMBLIES
- (1) AF5017/AF5018 CONTROLLER & PENDANT
- (6) AF5105 OUTLET HOSES
- (1) AHA0083 SUPPLY HOSE (3/4" DIA.)
- (1) ASY0432 HANDLE

Specifications:

- SYSTEM CAPACITY: 37,500 LBS (17,000KG)
- SKID SIZE: 18-1/2" X 18-1/4" X 3" (546mm x 540 mm x 76mm)
- OVERALL SIZE: 60" X 24" X 28-1/4"
- SKID AIR INLET: 3/8" NPT
- AIR BEARING LIFT: 3/8" (9.5mm)
- AIR BEARING: H-0017 17" (432mm)
- AIR FLOW: 96 SCFM (45 L/s) (DEPENDING ON FLOORS)

SPARE BEARING AND TRAY

AIR SKIDS

UNLESS OTHERWISE SPECIFIED DIMENSIONS ARE IN INCHES TOLERANCES ARE:

FRACTIONS: ± 1/16
 DECIMALS: .XX ± .03
 ANGULAR: ± 1°
 .XXX ± .010

DO NOT SCALE DRAWINGS

WORK ORDER #		ROUTING	
		A	
DRAWN	MLT	11/4/15	
THIS DRAWING CONTAINS INFORMATION PROPRIETARY TO ALIGN PRODUCTION SYSTEMS LLC AND SHALL NOT BE DISCLOSED FOR ANY PURPOSE NOR USED FOR MANUFACTURING PURPOSES WITHOUT THE WRITTEN PERMISSION OF ALIGN PRODUCTION SYSTEMS LLC.			
TOTAL WT.	SHEET	SIZE	SCALE
643.32 lbs	1 OF 1	A	1:8



2230 Brush College Rd
 Decatur, IL 62526
 www.alignproductionssystems.com
 sales@alignprod.com
 Phone: 217.423.6001

TITLE				DRAWING NO.		REV.
RIGGER BOX - (6)17" AIR SKIDS WITH CONTROLLER AND HOSES				C18-0007 SALES		--02

4

3

2

1

D
C
B
A

D
C
B
A

4

3

2

1

REVISIONS

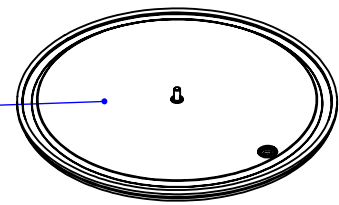
ZONE	REV.	DESCRIPTION	DATE	REV. BY

6 INLET SEAL

4 SUPPLY HOSE

2 OUTLET HOSE

7



CONTROLLER

HANDLE

3

1

PENDANT

5

Replacement Parts:

- 1 (QDAFS0638FS) 3/8" QD FEMALE SOCKET
- 2 (QDAFS0850FP) 1/2" QD FEMALE PLUG
- 3 (QDAFS1275FS) 3/4" QD FEMALE SOCKET
- 4 (QDAFS1275FP) 3/4" QD FEMALE PLUG
- 5 (PEN0057) - PENDANT
- 6 (INS0001-1) - REPLACEMENT INLET SEALS
- 7 (H-0012) AIR BEARING(W/O TRAY)

Contents:

- (6) AF01020A-1 AIR SKIDS
- (2) K20-0009 SPARE AIR BEARING & TRAY ASSEMBLIES
- (1) AF5017/AF5018 CONTROLLER & PENDANT
- (6) AF5105 OUTLET HOSES
- (1) AHA0083 SUPPLY HOSE (3/4" DIA.)
- (1) ASY0432 HANDLE

Specifications:

- SYSTEM CAPACITY: 52,500 LBS (23,814 KG)
- SKID SIZE: 21-1/2" X 21-1/4" X 3" (546mm x 540mm x 76mm)
- OVERALL SIZE: 60" X 24" X 28-1/4"
- SKID AIR INLET: 3/8" NPT
- AIR BEARING LIFT: 3/8" (9.5mm)
- AIR BEARING: H-0020 20" (508mm)
- AIR FLOW: 108 SCFM (51 L/s) (DEPENDING ON FLOORS)

SPARE BEARING AND TRAY

AIR SKIDS

UNLESS OTHERWISE SPECIFIED DIMENSIONS ARE IN INCHES TOLERANCES ARE:

FRACTIONS: ± 1/16
 DECIMALS: .XX ± .03
 ANGULAR: ± 1°
 .XXX ± .010

DO NOT SCALE DRAWINGS

WORK ORDER #		ROUTING	
		A	
DRAWN	MLT	11/4/15	
THIS DRAWING CONTAINS INFORMATION PROPRIETARY TO ALIGN PRODUCTION SYSTEMS LLC AND SHALL NOT BE DISCLOSED FOR ANY PURPOSE NOR USED FOR MANUFACTURING PURPOSES WITHOUT THE WRITTEN PERMISSION OF ALIGN PRODUCTION SYSTEMS LLC.			
TOTAL WT.	SHEET	SIZE	SCALE
697.97 lbs	1 OF 1	A	1:8

		2230 Brush College Rd Decatur, IL 62526 www.alignproductionssystem.com sales@alignprod.com Phone: 217.423.6001	
TITLE			
RIGGER BOX - (6)20" AIR SKIDS WITH CONTROLLER AND HOSES			
DRAWING NO.		REV.	
C18-0008 SALES		--04	

4

3

2

1

D

D

C

C

B

B

A

A